

Section F Dermatology Biopsy Punch

KAI Disposable Biopsy Punch

We are pleased to offer a complete range of Biopsy Punches from one of the worlds leading manufacturers of sterile, single use punches and currettes.

Features:


- Seamless stainless steel sharp cutting edge
- Ribbed handle for sure grip and precise control
- Size embossed on each individual punch for easy and exact identification
- Wide range of sizes from 1.0mm diameter to 8.0mm diameter
- Smaller sizes 1.0mm to 4.0mm available in 0.5mm steps
- Sterile and ready to use with long shelf life
- Disposable

Clinical areas:

- Dermatology
- Gynaecology
- Podiatry
- Minor Surgery applications

Package:

- 20 individual sterile punches in handy dispenser box




kai medical



Also available with plunger:

- for easy ejection of small biopsy samples
- reduces damage to tissue sample
- available in 1, 1.5 and 2mm sizes

BP-10F	£32.50
1.0mm diameter sterile single use biopsy punch, box of 20	
BP-15F	£32.50
1.5mm diameter sterile single use biopsy punch, box of 20	
BP-20F	£32.50
2.0mm diameter sterile single use biopsy punch, box of 20	
BP-25F	£32.50
2.5mm diameter sterile single use biopsy punch, box of 20	
BP-30F	£32.50
3.0mm diameter sterile single use biopsy punch, box of 20	
BP-35F	£32.50
3.5mm diameter sterile single use biopsy punch, box of 20	
BP-40F	£32.50
4.0mm diameter sterile single use biopsy punch, box of 20	
BP-50F	£32.50
5.0mm diameter sterile single use biopsy punch, box of 20	
BP-60F	£32.50
6.0mm diameter sterile single use biopsy punch, box of 20	
BP-80F	£32.50
8.0mm diameter sterile single use biopsy punch, box of 20	

BPP-10F	£37.00
1.0mm diameter biopsy punch with plunger, box of 20	
BPP-15F	£37.00
1.5mm diameter biopsy punch with plunger, box of 20	
BPP-20F	£37.00
2.0mm diameter biopsy punch with plunger, box of 20	

Your local medical supplier is just a phone call away. See cover for full details

Prices shown are exclusive of VAT and delivery

Curettes, Biopsy Blade **Dermatology** Section F**KAI Disposable Dermal Curette****Features:**

- Stainless steel cutting edge for soft or weak tissue
- Ribbed handle for sure grip and precise control
- Orientation mark on handle
- Size embossed on each individual curette for easy and exact identification
- Wide range of sizes from 2.0mm diameter to 7.0mm diameter
- Sterile and ready to use with long shelf life
- Disposable
- UK Pattern - now with shorter neck for reduced flexibility

Used in the following minor skin surgical procedures:

- Curettage of a basal cell carcinoma
- Curettage of a verruca
- Curettage of other benign neoplasms of the skin

Clinical areas:

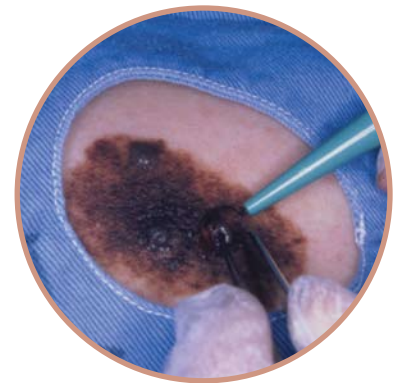
- Dermatology
- Gynaecology
- Podiatry
- Minor Surgery applications

Package:

- 20 individual sterile curettes in handy dispenser box

**MK-402 2.0mm****MK-403 3.0mm****MK-404 4.0mm****MK-405 5.0mm****MK-407 7.0mm**

MK402 2.0mm diameter sterile single use curette, box of 20	£32.50
MK403 3.0mm diameter sterile single use curette, box of 20	£32.50
MK404 4.0mm diameter sterile single use curette, box of 20	£32.50
MK405 5.0mm diameter sterile single use curette, box of 20	£32.50
MK407 7.0mm diameter sterile single use curette, box of 20	£32.50

**KAI BiopsiBlade**

- Specifically designed to perform saucerisation of deep lesions and shave biopsy's
- Unique slit system allows easy and optimal arch formation
- Side handles provide a stable and secure grip
- Individually sterile packed in an outer box of 20 units
- Economically priced

BiopsiBlade
Pack of 20, individually packed. Sterile, single use

£20.80

Your local medical supplier is just a phone call away. See cover for full details

Prices shown are exclusive of VAT and delivery

Section F Dermatology Dermatoscopes

Introduction to Heine Dermatoscopes

The Heine Dermatoscope is a vital screening tool for use in General Practice and Dermatology Departments alike. Allowing differential diagnosis of pigmented skin lesions, the contact Dermatoscope principle gives an invaluable insight into the structure and nature of skin lesions and melanoma.

When used in conjunction with the Heine Compendium of Dermatology, the Dermatoscope allows the practitioner to accurately determine and detect potential malignancies, prior to excision or referral.



Mini Dermatoscope Set

Mini 3000 Dermatoscope Set

- Compact dermatoscope with 10x focusable magnification
- Ergonomically shaped handle
- Optical glass contact plate
- Xenon illumination for very bright light
- Compendium of Dermatology
- May be used with oil, water or any clear contact medium

D-001.78.107

Mini 3000 Dermatoscope Set

£211.00

Dermatology Accessories



K-000.34.007	Contact plate with 1mm measuring grid	£36.00
K-000.34.006	Contact plate with 10mm measuring grid	£36.00
K-000.34.105	Contact plate without scale	£36.00
K-000.34.008	Contact plate, for inaccessible regions, e.g. between toes	£60.10
K-000.34.005	Dermatology Oil, 6 x 10ml bottles	£24.50
K-000.34.205	Small diameter contact plate for difficult lesions	£78.70
X-000.99.231	Extensions lead	£33.10
X-001.88.034	2.5v Xenon Bulb, Mini Dermatoscope	£16.00

Your local medical supplier is just a phone call away. See cover for full details

Prices shown are exclusive of VAT and delivery

HEINE Delta 20 Dermatoscope

The original dermatoscope, Delta 10, has evolved. HEINE are very happy to introduce the next step in examination and photo-documentation of skin lesions. Delta 20 Dermatoscope

- Many years of experience gained as market leader in Dermatology have enabled the HEINE engineers to develop a new model incorporating the best in optics, illumination, ergonomics and functional design
- Multi-LED illumination, close to daylight
- High-resolution precision optical system
- Extended field of view
- Simple to use, with naturally positioned focus-wheel
- Contact plate with measuring scale
- Available in 2.5v battery or 3.5v rechargeable versions
- All sets include Delta 20 head, power supply, contact plate with scale and compendium
- Camera not included

Wide range of camera adaptors available

Adaptor systems are available for many camera makes. Please call for details

**Dermoscope Sets**

K-256.10.118	£689.00
Heine Delta 20 dermatoscope set with C battery handle	
K-256.20.384	£832.00
Heine Delta 20 dermatoscope set with 3.5v rechargeable handle and mobile charger	
K-256.20.420	£955.00
Heine Delta 20 dermatoscope set with 3.5v rechargeable handle and static NT desk charger	

Digital Photography Accessories

Photo Accessory Sets		
Includes SLR adaptor ring, adaptor cord and belt pack for handle		
K-000.34.190	To fit Canon SLR	£355.00
K-000.34.191	To fit Nikon SLR	£355.00
K-000.34.192	To fit Olympus SLR	£355.00

Your local medical supplier is just a phone call away. See cover for full details

Prices shown are exclusive of VAT and delivery

Section F Dermatology Magnifiers, UV Light

AW Hand held Magnifiers

- Full range of hand held magnifiers which can be used to assist in determining dermatological disorders
- Circular magnifiers give excellent image in 3 sizes, with bifocal lenses
- Magnifier with neck straps allow a wider field of view and is more convenient to use

- Illuminated magnifiers light the dermatological field, where an examination lamp is not available or for a further enhanced image
- Compact magnifiers give high magnification up to 15x
- All units are also useful when reading fine print and to improve overall vision
- 12 month warranty



43.3000	£14.80
Magnifying loupe 2x with 4x insert. 70mm dia x 166mm length	
43.3001	£14.80
Magnifying loupe 2x with 4x insert. 84mm dia x 191mm length	
43.3002	£16.00
Magnifying loupe 2x with 4x insert. 96mm dia x 214mm length	
43.3003	£16.00
Magnifying loupe 3x. 65mm dia x 170mm length	
43.3004	£18.00
Magnifying loupe 3x with illumination 65mm dia x 170mm length	
43.3005	£9.00
Magnifying loupe, folding, 3x. 60mm x 57mm x 15mm	
43.3006	£21.00
Magnifying loupe, 2x and 6x with illumination. 231mm x 82mm x 18mm	
43.3007	£18.00
Magnifying loupe 3x with illumination 117x47x15mm	
43.3008	£44.00
Magnifying loupe 10x. 65mm dia x 38mm	

Compact Woods UV Light

- Hand-held ultraviolet lamp, ideal for detection of skin disorders
- Incorporates standard torch and 130mm UV tube
- Powered by 4 x AA batteries (included)
- 12 month warranty



95.06.000 Compact Woods UV Light

£54.00

Your local medical supplier is just a phone call away. See cover for full details

Prices shown are exclusive of VAT and delivery

Dermlite Lumio Skin Examination Device

Dermlite Lumio is the ideal device for general skin examinations where an in-depth, glare free image of the skin is essential. Lumio is a great tool for a variety of examinations including varicose veins, pigmented lesions, hair follicles and more.

- Permanent cross-polarization
- 40 LED illumination
- 75mm lens with 2 x magnification
- Powered by AA batteries
- Stylish, ergonomic design
- Includes protective neoprene pouch



DE-L-LU Dermlite Lumio **£459.00**

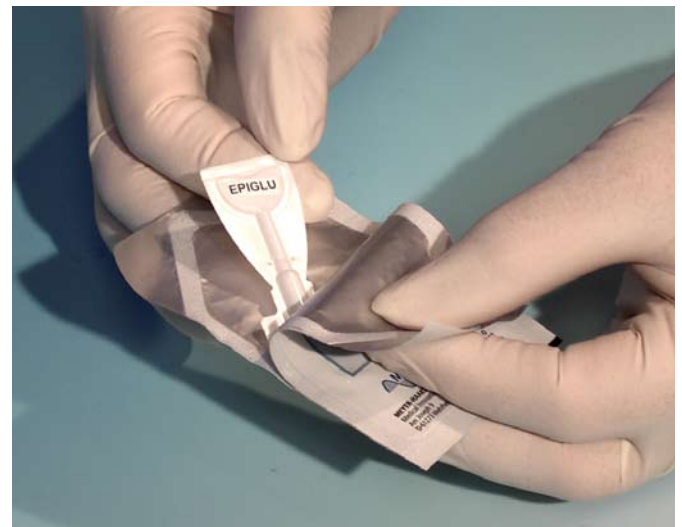


EPIGLU® Single Dose Skin Adhesive

EPIGLU® is a fast acting acrylate adhesive that closes surface wounds quicker and more conveniently than suturing. Each dose is individually packed in an easy-peel foil packet, ready for immediate use in seconds.

The first layer of EPIGLU hardens in 10 seconds and subsequent layers in around 2-3 minutes, protecting the wound from infection. EPIGLU® lifts from the wound during the healing process, coming away like a scab.

- Faster and more convenient than sutures
- Pain free
- Single dose packets for individual patient use
- Easy to apply
- Holds wound edges even under tension
- Results in almost no Keloid scarring
- The area can be washed and cleaned as normal



Are all tissue adhesives the same?

There are different acrylate tissue adhesives which differ in polymerization and firmness. EPIGLU® is an ethyl-2-cyanoacrylate, which polymerizes very quickly and even closes wound edges which are under tension.

Which wounds can be treated?

Irrespective of the length, all cuts, lacerations and surgical incisions can be closed with EPIGLU® if they:

- Don't bleed any more
- Are not infected
- Not older than 6 hours

Tissue adhesives are only designed to close the tissue surface, so subcutaneous suturing may be necessary. EPIGLU® is particularly suitable for wound closure after removal of skin lesions or excisions.



ZX-EP-EPISDP10 EPIGLU®, box 10 doses **£54.70**

Your local medical supplier is just a phone call away. See cover for full details

Prices shown are exclusive of VAT and delivery

Section F Dermatology Skin Models

Skin Acne Model

- Enlarged cross section of skin
- Relief detail shows acne pistula (pimple)
- Reverse detail shows open comedo (blackhead)
- Also shown are Epidermis, Dermis & Subcutaneous tissue details of normal skin
- 10 x 10 x 11.5cm



J50 Skin Acne Model

£77.00

Skin Cancer Model

- This model shows three cancerous conditions;
 - Nodular Basal Cell
 - Malignant Melanoma
 - Morpheic Basal Cell
- And three non cancerous conditions;
- Dyplastic Nevi
 - Keratoacanthoma
 - Basal layer and dermal layer cross sectional detail
 - 11.5 x 11.5 x 3cm



J55 Skin Cancer Model

£74.00

Skin, Hair and Nail Model

- Shows microscopic structure of the skin in great detail
- Hairless skin and hairy skin is depicted
- Different cell layers, embedded sweat glands, touch receptor, blood vessels, nerves and hair roots can be seen
- Nail bed and nail root shown
- Hair root with all its cell layers completes the model
- 10 x 12.5 x 14cm

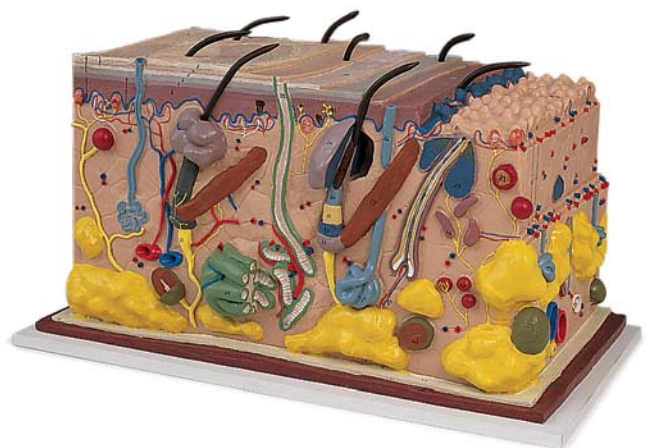


J14 Skin, Hair and Nail Model

£56.00

Skin Block Model

- Highly detailed model 70 times life-size
- 3 dimensional
- Individual skin layers are differentiated
- Important structures such as hair, sebaceous and sweat glands, nerves and vessels all shown in detail
- 44 x 24 x 23cm
- Baseboard mounted



J13 Skin Block Model

£286.00

Your local medical supplier is just a phone call away. See cover for full details
Prices shown are exclusive of VAT and delivery

AW Surgical Skin Marking Pens

- Pre-operative skin marking pen ideal for minor surgery and dermatology applications
- 'Bullet' design allows thin or broad line
- Provides sharp distinct markings that remain visible for several days but can be removed with soap and water
- Non toxic gentian violet ink
- Latex free
- Supplied sterile individually packed in outer cases of 50 pieces



AWD150.10 AW Surgical Skin Marking Pens /50 **£49.00**

Dermatology Instrument Set

- The comprehensive dermatology instrument pack offers a wide selection of instruments for all your dermatological needs
- Ideal for minor surgery techniques, suturing, examination and treatment.

S.925.00 Dermatology Instrument Set **£199.00**

For a full list of the instruments contained in this set see **Section L** Instruments L24.



Further products relevant to Dermatology can be found in the following sections:

Dermatology Instruments	Section L
Dermatology Instrument Set	Section L
Magnifying and Ultraviolet Anglepoise Lamps	Section M
Cautery Equipment	Section N
Cryo-Surgery	Section N
Diathermy	Section N
Askina Skin Freeze	Section N

Your local medical supplier is just a phone call away. See cover for full details

Prices shown are exclusive of VAT and delivery